



Schweizerische Eidgenossenschaft
Confédération suisse
Confederazione Svizzera
Confederaziun svizra

Federal Department of Foreign Affairs FDFA

A close-up photograph of various coins from different countries, including Swiss Francs and Euro coins, scattered across the page. The coins are in shades of silver, gold, and copper.

Trade between Switzerland and the EU

© pixabay

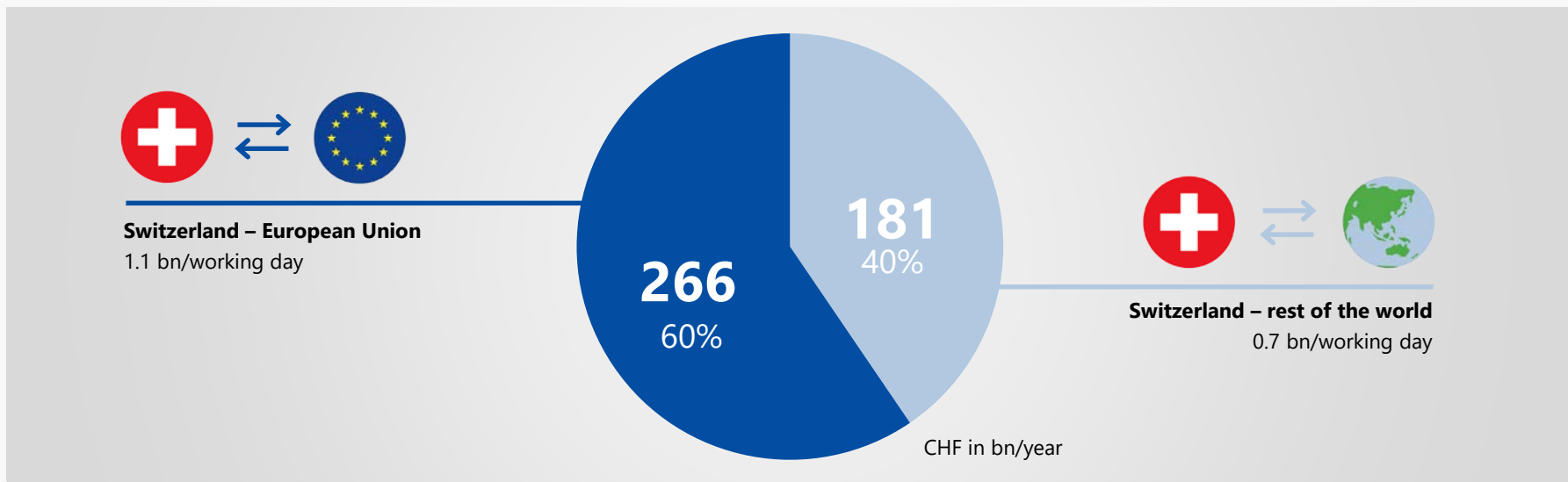
Trade between Switzerland and the EU

Title, date, speaker

As of November 2020



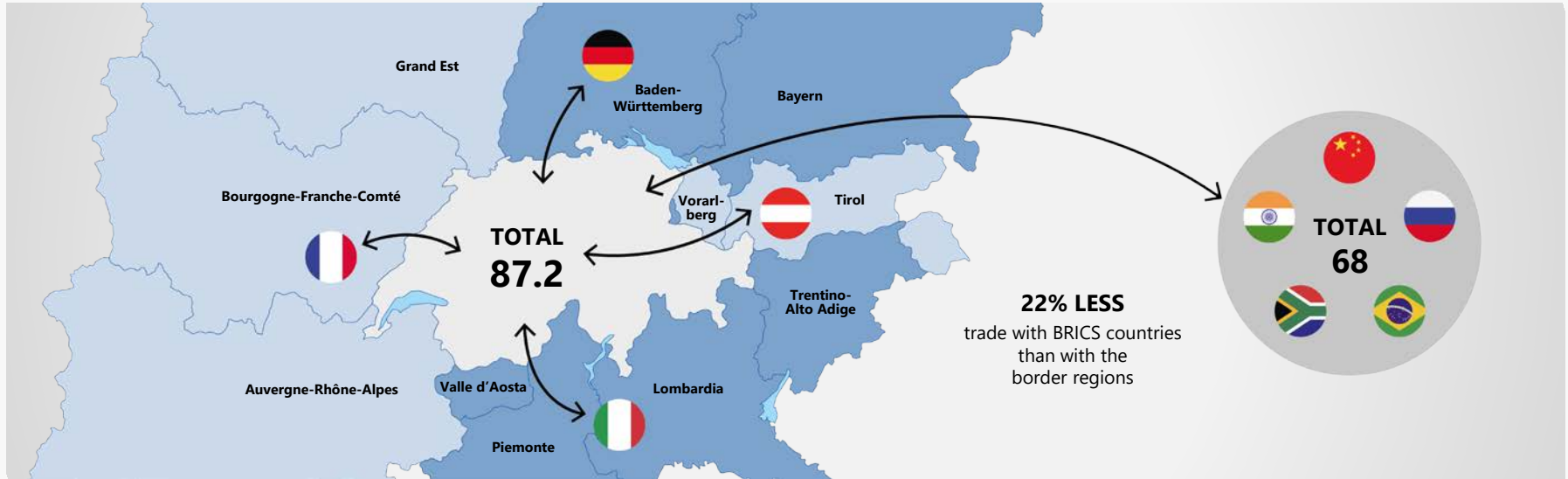
The EU: Switzerland's most important partner



Switzerland's volume of trade in 2019 in bn CHF/year. Source: Swiss-ImpeX



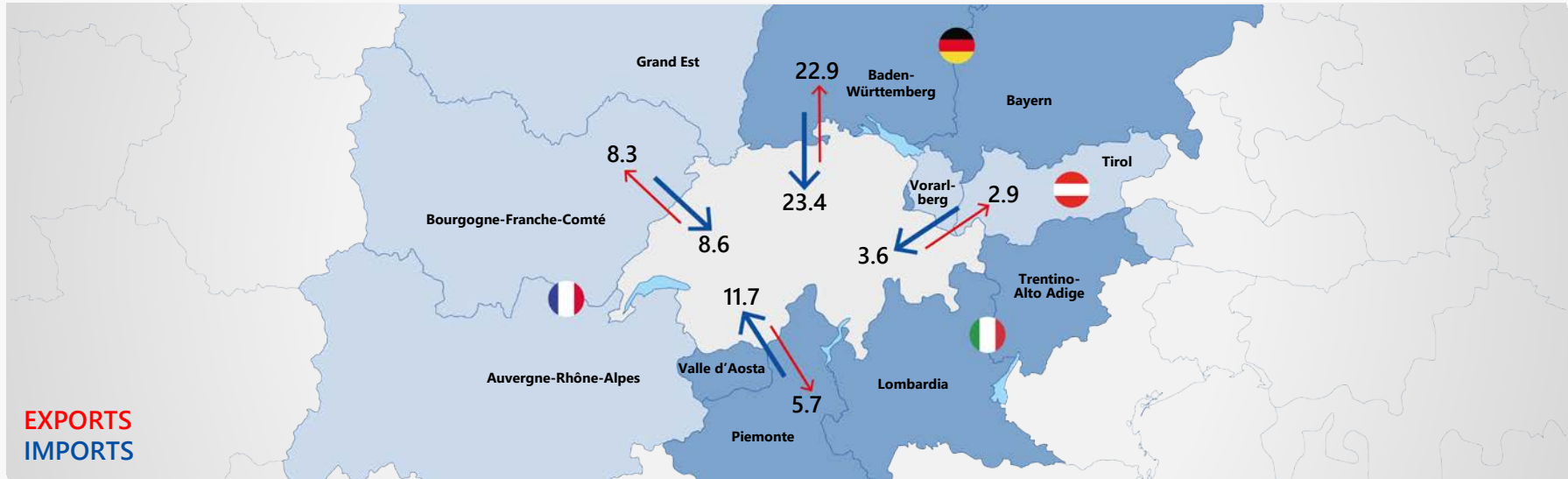
Extensive trade with border regions



Switzerland's volume of trade in 2019 in bn CHF/year. Source: Swiss-Impex and Swiss embassies in neighbouring countries.



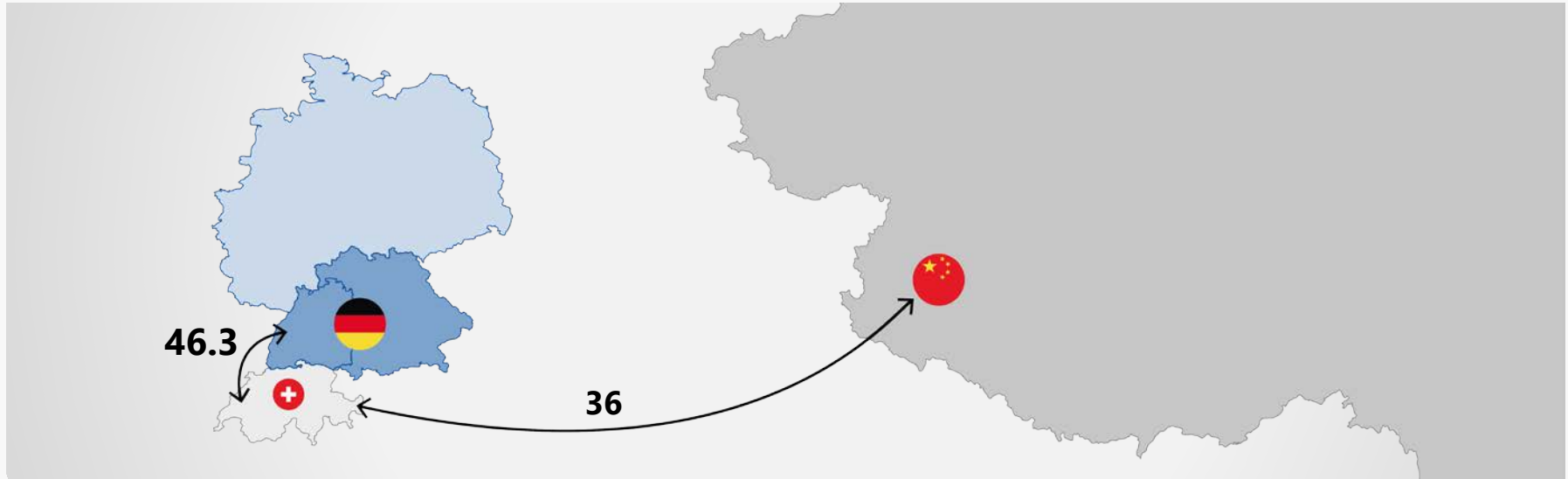
Trade with border regions



Exports and imports in 2019 in bn CHF/year. Source: Swiss-Impex and Swiss embassies in neighbouring countries.



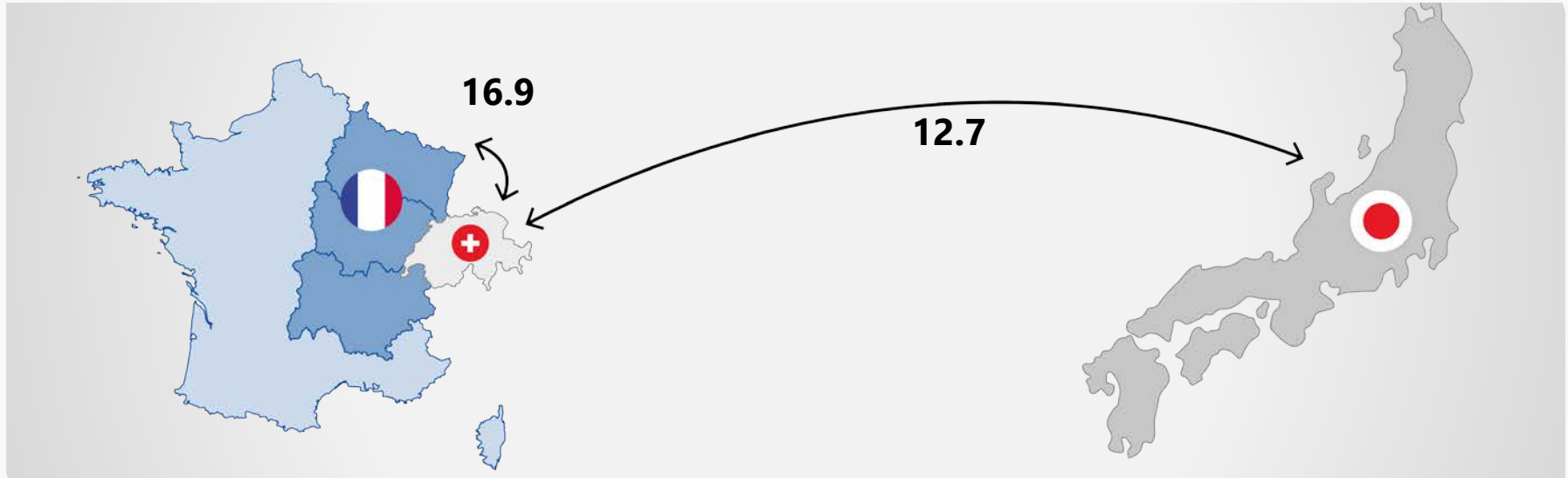
Trade with German border regions



Switzerland's volume of trade in 2019 in bn CHF/year. Source: Swiss-Impex and Swiss embassies in neighbouring countries



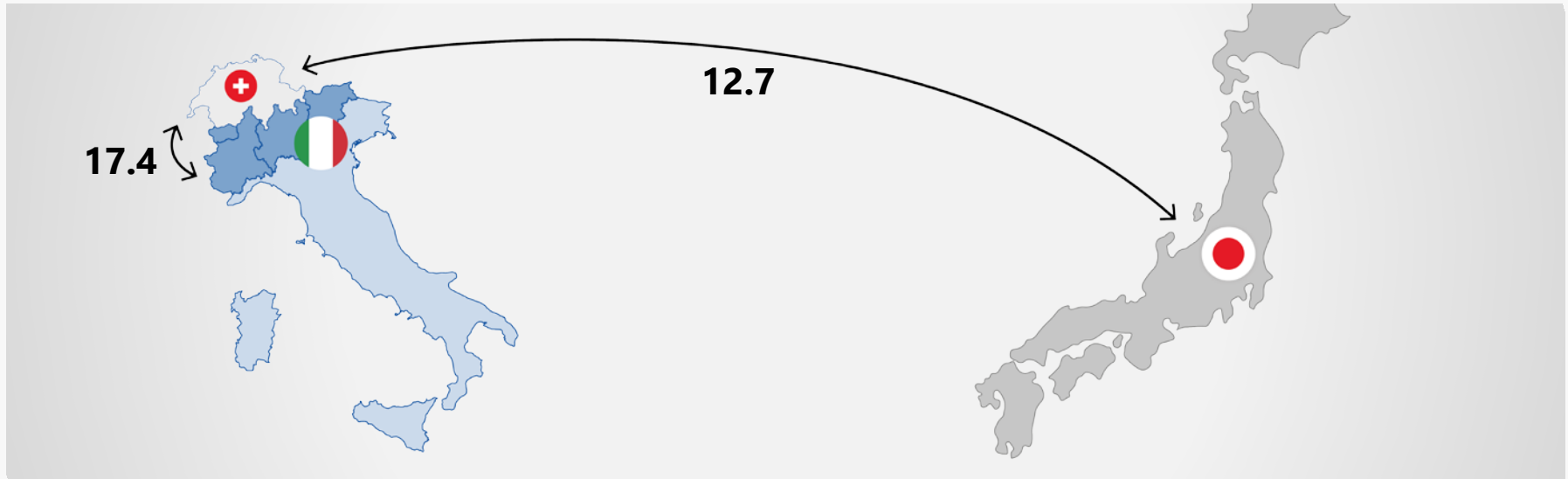
Trade with French border regions



Switzerland's volume of trade in 2019 in bn CHF/year. Source: Swiss-Impex and Swiss embassies in neighbouring countries



Trade with Italian border regions



Switzerland's volume of trade in 2019 in bn CHF/year. Source: Swiss-Impex and Swiss embassies in neighbouring countries



1 day with EU > 1 year with South Africa



Volume of trade in 2019 in bn CHF. Source: Swiss-Implex



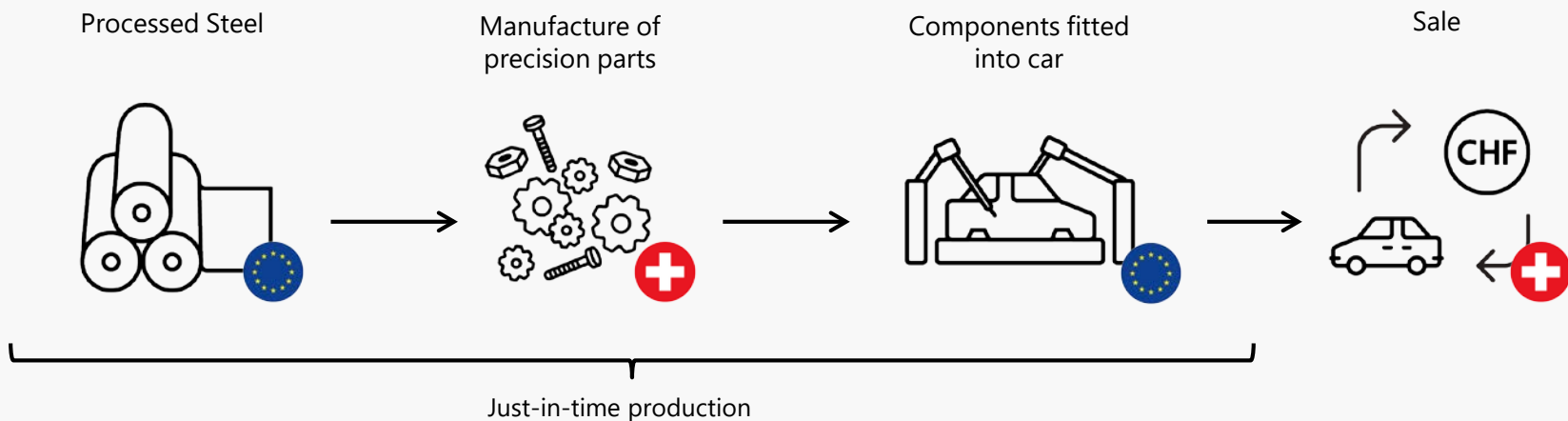
1 day with EU > 1 year with Indonesia



Volume of trade in 2019 in bn CHF. Source: Swiss-Impex

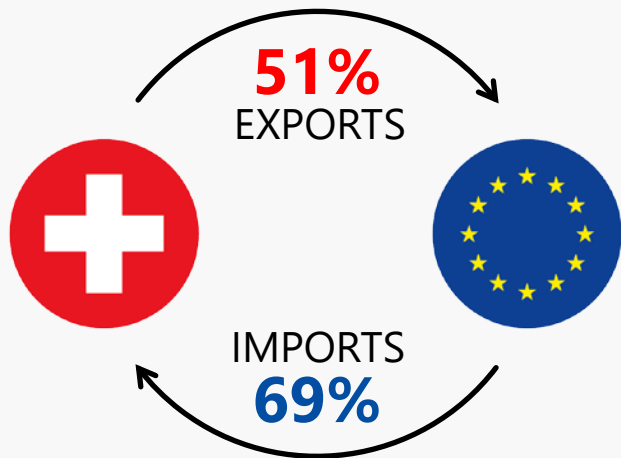


Automobile value chain





Swiss and EU industries: closely linked



Chemical and pharmaceutical products

EXPORTS 48% IMPORTS 79%



Precision tools, watches, clocks and jewellery

EXPORTS 39% IMPORTS 41%



Machinery, devices, electronics

EXPORTS 57% IMPORTS 63%

Exports and imports in 2019 in % of total trade. Source: Swiss-ImpeX



Switzerland–EU: a win-win relationship




Switzerland among EU's top three in 2019

Switzerland was the EU's third largest trading partner in 2019, after the US and China



Infrastructure

New Rail Link through the Alps (NRLA)



Mobility

465,000 Swiss citizens live in the EU and around 1.4 million EU citizens live in Switzerland

Almost 325,000 workers cross the border into Switzerland every day



Swiss investments in the EU

CHF 810 billion invested in the EU

Switzerland is the second biggest investor in the EU after the US



Emerging and future technologies

16 Swiss institutions (incl. EPFL) take part in the «Human Brain Project» and «Graphene»



Schweizerische Eidgenossenschaft
Confédération suisse
Confederazione Svizzera
Confederaziun svizra

Federal Department of Foreign Affairs FDFA

A close-up, high-angle photograph of a pile of various coins. The coins are of different denominations and colors, including silver, gold, and copper. Some coins are clearly visible, showing details like the Swiss cross on a silver coin and the profile of a woman on another. The text 'Thank you for your attention' is overlaid in large white letters across the center of the image.

Thank you for your attention

www.fdfa.admin.ch/europe_en

© pixabay